

# Peninsula Bay

## PLAN APPROVAL APPLICATION




**SAMPLE ONLY**

Job Name \_\_\_\_\_


Site Address \_\_\_\_\_

Contact Details \_\_\_\_\_


Phone Number \_\_\_\_\_



Glenbrook



Half Narrowneck



Gull Grey

### EXTERIOR COLOUR/MATERIAL SCHEDULE

<b>Roof</b>	Gull Grey (Coloursteel Corrugated)
<b>Fascia</b>	Gull Grey (Colorsteel)
<b>Spouting</b>	Gull Grey (Colorsteel)
<b>Main Cladding</b>	Dulux Half Narrowneck (Celcrete)
<b>Linea Cladding</b>	Dulux Glenbrook
<b>Front Door</b>	Matt Black
<b>Front Door Surround</b>	Siverpearl
<b>Garage Door</b>	Gull Grey (Coloursteel Sectional Door)
<b>Garage Door Surround</b>	Silverpearl
<b>Downpipes</b>	Grey Gull (Colorsteel)
<b>Fencing</b>	Half Narrowneck (Match House)
<b>Window &amp; Door Joinery</b>	Siverpearl (Aluminum)
<b>Driveway</b>	Colour Cut Conc. (Natural)

